



Hoyt
Arboretum

FIELD TRIP GUIDE



EVERYTHING YOU NEED TO KNOW FOR THE

2025 - 2026

SCHOOL YEAR

WELCOME!

We are delighted you have chosen to bring your students to Hoyt Arboretum. This booklet contains all the information you will need to prepare for the upcoming field trip. Please review the table of contents below to help you access this knowledge, and contact us at youtheducation@hoytarboretum.org with any questions.

IN THIS GUIDE, YOU'LL FIND:

- Intro to Hoyt Arboretum 4
- FAQs
 - General Information 5
 - Weather Policies 6
 - Expectations 7
 - Schedule Overview 8
 - Guardian preparation handout..... 9
- Day of Information10
 - Groups & Chaperone Expectations..... 10
 - Bus Driver Information..... 11
 - Arrival & Restrooms12
 - Lunch13
- Back in the Classroom 14-15



What teachers are saying about Hoyt Arboretum Field Trips



"Every year, Hoyt Arboretum provides my class with a wonderful and educational experience and the kids are raving about the trip afterward. Parent chaperones have commented to me about how wonderful the program is, with knowledgeable and engaging nature educators, and how beautiful it is at Hoyt Arboretum."

-4th grade teacher, Marysville Elementary

"My group saw a baby owl sitting on a branch on the side of the trail on our way back to eat lunch. I'm sure they'll never forget that. It was also great that so many nature educators spoke Spanish. As an immersion class, it was really beneficial for my group to stay engaged and be able to communicate with our group leader!"

-2nd grade teacher, Riverside Elementary



"On our field trip to the arboretum, I watched every student connect with nature in their own way — from my student in a motorized wheelchair enjoying a fully accessible route with friends, to my nonspeaking student using his AAC device to share his excitement, to the beaming smile of a child who proudly identified a trillium across the meadow."

-4th grade teacher, Metzger Elementary

Hoyt Arboretum Friends

Bringing people and trees together



Hoyt Arboretum Friends brings people and trees together. We create meaningful learning experiences in a unique global tree collection that we nurture in partnership with Portland Parks & Recreation.

ABOUT HOYT ARBORETUM NATURE EDUCATORS

Our team of staff and volunteer Nature Educators are trained in ecological and place-based education. Through hands-on experiences they provide a safe, inclusive, and wonder-filled experience for your students within Hoyt Arboretum's global tree collection and trail system.



DURING THE 2024/25 SCHOOL YEAR:



5,412
CHILDREN

visited Hoyt Arboretum
on a field trip



70%

attended Title I schools
and participated for

FREE through our
scholarship program

FAQs

HOW MUCH WILL IT COST?

- The cost of our field trips is **\$8.00** per student. There is no charge for accompanying teachers and chaperones. You will receive the invoice via email. Payment is due one week prior to the field trip.
- Hoyt Arboretum Friends (HAF) offers **scholarships to Title I schools**, which covers all field trip and transportation costs. Scholarships will be confirmed by a HAF education staff member.

WHAT IF WE NEED TO CANCEL OR RESCHEDULE?

- Cancellation or rescheduling notices received less than 14 days prior to your scheduled field trip will result in a \$50 cancellation fee.
- If City or State mandates a school closure due to unforeseen circumstances, the field trip fee will be refunded in full.

WHAT HAPPENS IF THERE'S AN EMERGENCY?

- Emergencies are rare. Arboretum staff and volunteers do not administer medication or first aid to any park visitor but can call emergency services if needed.
- School representatives (teacher/chaperone) are responsible for student medication.
- Bees are present at Hoyt Arboretum - if someone has an allergy please make sure they have proper medicine available.

WHERE CAN WE KEEP OUR THINGS?

- Trails can be narrow at times. For safety, we do not allow student backpacks or umbrellas on our tour. All personal items can be stored in the Visitor Center during the field trip.

HOW DO YOU SUPPORT SPANISH-SPEAKING STUDENTS?

- Several Nature Educators are Spanish speakers. Please contact us before your field trip to arrange bilingual support and we will work to arrange our staff accordingly.
- Nature Educators will be equipped with some resources in English and Spanish.

WHAT IF SOMEONE NEEDS ADDITIONAL ACCOMMODATIONS?

- Hoyt Arboretum Friends can provide field trips on paved pathways to support those with mobility limitations.
- Please let us know in advance if your group has additional accommodation needs.

Extreme Weather Policy

Hoyt Arboretum is at a higher elevation than Portland and the park experiences different weather. For safety reasons, extreme weather conditions may result in scheduled field trip cancellations.

If your program is cancelled, we will work to reschedule or issue full refunds.

Unhealthy Air Quality: If the air quality index (AQI) according to airnow.gov is considered to be UNHEALTHY with AQI of 151 or higher, the program will be canceled.

Extreme Heat: If temperatures exceed 95°F, programming will be modified. Programs will be canceled if temperatures reach over 100°F.

High Winds: Due to safety concerns with falling tree debris, programs will be canceled if there is a wind advisory with wind speeds up to 25 MPH or wind gusts over 25 MPH.

Thunder and Lightning: Thunder and lightning is very rare at Hoyt Arboretum. If thunderstorms are forecasted during the guided field trip, programs will be canceled. In the event of unpredicted thunder and lightning during a program, group leaders have been trained to guide participants to safety.

Winter Weather: Programs will be cancelled when there is snow and/or icy conditions on roads, parking lots, and trails.

PLEASE NOTE THAT RAIN IS NOT INCLUDED AS EXTREME WEATHER AND WILL NOT RESULT IN CANCELLATIONS.



Expectations for Students

Hoyt Arboretum is a living collection of trees from all over the world. In order to preserve them and our public space, we ask for students and teachers to follow some simple guidelines. We share these expectations in group introductions before taking to the trails.

- Please walk (don't run) on the trails.
- Stay on the paths unless directed by your Nature Educator.
- Please do not pick any living plants. You are welcome to pick up any non-living items off the ground.
- The Nature Educator is the group leader on the trails at all times.
- Step to the side of the trail to let other visitors walk past the group.
- Do not pet any dogs. Please look with your eyes only.
- HAVE FUN!**

If you're able to share these expectations with your students in the classroom as well, it will help set us all up for success!



Field Trip Schedule

The two-hour timeline for field trips can be broken down as shown below. This includes time for arrival, snack, and bathrooms. Groups will be walking on the trail for 90 minutes.

Arrival

- School buses will be dropped off in front of the Visitor Center on Fairview Blvd. See page 11 for bus driver information.

Optional Snack and Bathroom Break

- If possible, we recommend students have a snack upon arrival. It can make a big difference in helping them stay engaged on the trails.
- Chaperones may accompany small groups to our Visitor Center restrooms. Students will have a chance to use the restroom at the start of their guided field trip.



Large Group Intro at Stevens Pavilion

- A Nature Educator will welcome the entire group to Hoyt Arboretum and set expectations for the day.

Groups Gather with Nature Educators

- Teachers will break students into their small groups and get to know their Nature Educator.



Field Trips on the Trails!

- Nature Educators lead an exploratory tour along one of our trails. Tours are less than one mile with many stops.

End of Guided Field Trip

- Schools have the option to depart immediately, or enjoy lunch at the Stevens Pavilion.
- If you're returning on a school bus, they will pick you up at the same location as drop-off.

Optional Lunch

- Enjoy lunch at the Stevens Pavilion, which has trash cans and recycling bins.



Preparing for your upcoming FIELD TRIP to HOYT



Your student will soon be experiencing an exploratory nature learning day at Hoyt Arboretum. Here's what you can do beforehand to help them have the best time:

- **Dress for the weather!** In case of rain, send your student with a rain jacket (no umbrellas please).
- Hoyt Arboretum is often cooler and wetter than Portland or surrounding metro areas. Layers of clothing are recommended.
- **Wear closed-toe shoes!** Your student will be navigating dirt or paved trails for up to 90 minutes. Please plan their footwear accordingly.



Preparándose para la próxima EXCURSIÓN a HOYT ARBORETUM

Su estudiante disfrutará pronto de un día de aprendizaje exploratorio en la naturaleza en Hoyt Arboretum. Esto es qué puede hacer antes para ayudarlo a tener un buen momento:

- **¡Vístalo para el clima!** En caso de lluvia, envíe a su estudiante con un impermeable (no hay paraguas).
- Hoyt Arboretum, por lo general, es más frío y lluvioso que Portland y las áreas metropolitanas circundantes.
- **¡Lleve zapatos cerrados!** Su estudiante caminará por senderos de tierra o pavimentados durante un máximo de 90 minutos. Por favor, planee su calzado en consecuencia.



On Field Trip Day

Know your student groups

- The Youth Programs Manager will email you 2-4 days before the field trip to confirm the number of groups on your field trip. **Please arrive at Hoyt Arboretum with your groups pre-arranged.**
- Group sizes typically range from 8-12 students. The total number of groups varies based on the number of classes, students, and available Nature Educators.
- Last minute changes can happen! Hoyt Arboretum Friends will contact you as soon as possible if the number of groups changes due to unforeseen circumstances.


Chaperone expectations

We require at least one adult chaperone from the school per small group. A Nature Educator should never be left alone with a group of students. Please share the following expectations with your chaperones so we can have the best possible field trip experience:

- Our field trips are entirely outside. Please come dressed for the weather with comfortable walking shoes.
- Please be prepared to walk at the back of the group, helping students stay together and listen.
- Be encouraging of students to think about and answer questions posed to them.
- Give the Nature Educator your full attention during programs by modeling active listening and refraining from side-conversations.
- Besides taking a group picture, we discourage extensive phone usage on field trips and prohibit students from using cell phones.

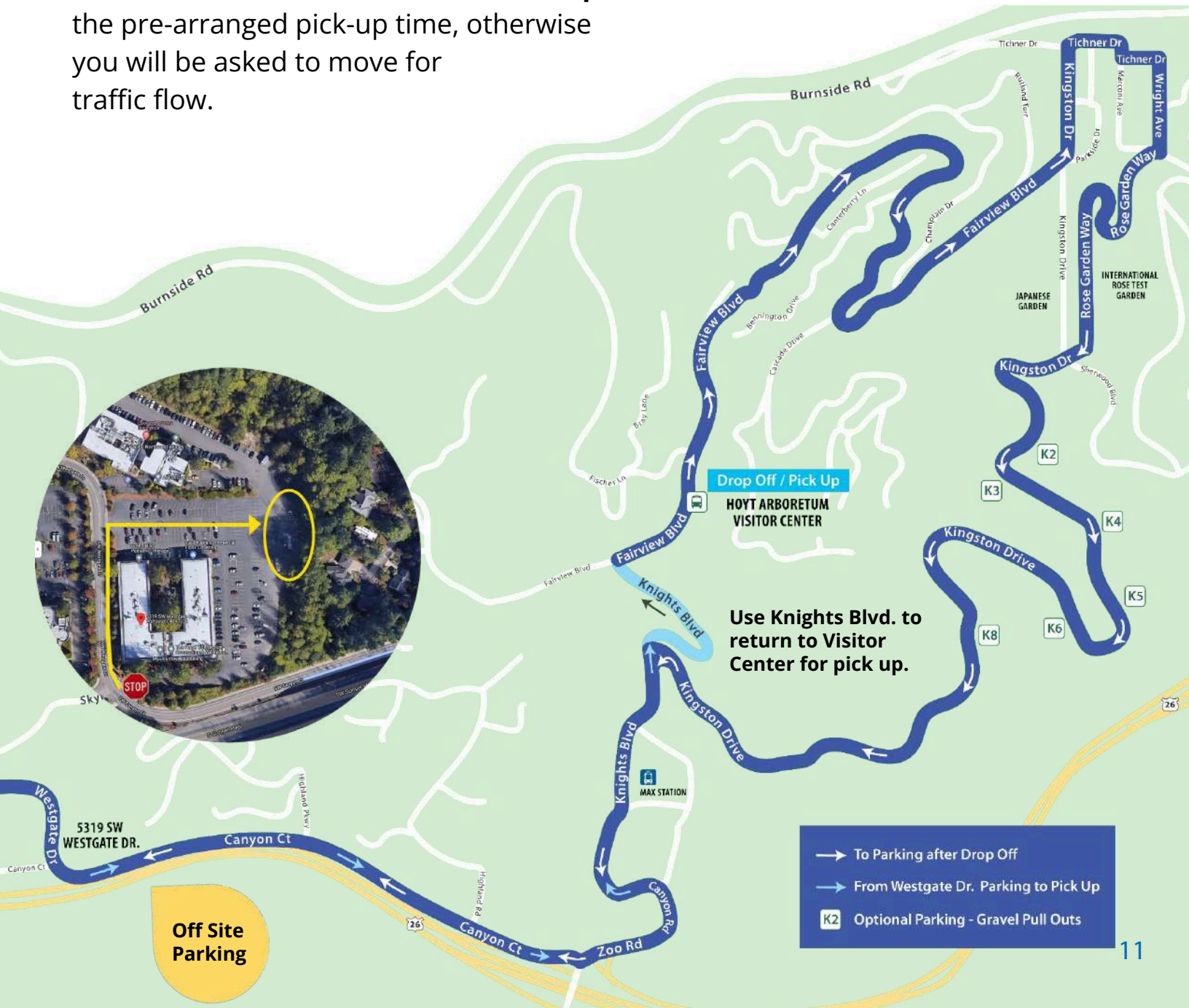


Bus Driver Information



DO NOT PULL BUSES INTO THE PARKING LOT, YOU'LL GET STUCK

- Drop-off and pick-up students at **4000 SW Fairview Blvd** in front of the Visitor Center.
- Off-site bus parking is located at **5319 SW Westgate Drive** in the gravel area near the trees (see circled image below).
- Buses **ARE ALLOWED** to park on the gravel pull-outs along SW Kingston Drive (labeled K# on map).
- Buses are **NOT ALLOWED** to park in any parking lot in Washington Park at any time.
- Bus drivers need to stay with their vehicles at all times.
- Please arrive **no earlier than 5 minutes prior** to the pre-arranged pick-up time, otherwise you will be asked to move for traffic flow.



Arrival

Arriving Via Bus

- **Please share the map on the previous page with your bus driver.**
- Buses must park and unload in front of the Visitor Center (4000 SW Fairview Blvd).
- **Do not pull into the parking lot.**
- A staff member will be present to give unloading instructions and lead students across the street to the Stevens Pavilion.



Arriving Via Public Transit (MAX)

- If you choose to arrive by MAX, take your group outside the east entrance at the Washington Park MAX Station. Follow signs for the Hoyt Arboretum/Oregon Zoo elevators to exit the Robertson Tunnel.
- You can walk to The Arboretum from the MAX via the Overlook Trail, which totals 0.8 miles.
- If you would like a staff member to escort your group to the Hoyt Arboretum Visitor Center, please let us know in advance.

Restrooms

- Hoyt Arboretum has two public restrooms to the left of the Visitor Center front doors.
- Two portable restrooms are available for groups who are visiting the Redwood Deck.
- Nature Educators will provide time to use the bathroom at the start of the field trip.
- If someone needs to use the restroom during the field trip, it is likely the entire group will come back to the Visitor Center unless there are enough adult chaperones present so the Nature Educator is not alone with students.



Lunch FAQ



Can my group have lunch at Hoyt Arboretum?

Yes! Your group is welcome to each lunch at the Stevens Pavilion after the field trip ends. The Stevens Pavilion is across from the Visitor Center and is a covered area with large picnic tables, trash cans, and recycling bins. You may be asked to share the space with another school also eating lunch.

Do we have to eat lunch at Hoyt Arboretum?

No, you are welcome to get back on the bus at the end of the field trip and return to school for lunch.

Can Hoyt Arboretum store our lunches?

Yes! Buses CANNOT park on-site, so lunches are stored in the Arboretum's Visitor Center while you are on your field trip. Nature Educators will bring the lunches to the Pavilion at the end of the field trip. Please pack in large tubs, boxes, or containers for easier transport. Wagons are available to help transport supplies as well.




Follow-up Resources

K - 1st grade: how to build upon your visit

During your field trip at Hoyt Arboretum, students were introduced to the structures and functions of different tree parts. Here are a few ideas to continue exploring back at school.

Seeds

- Collect different seeds from the ground around your school
 - Have students observe them and discuss if they move to new locations by wind, water, or animals.
- Test them out:
- Do some float in water?
 - Do some look like wings and fly through the air?
 - Do some stick to clothes or fur?
 - What other seed shapes can you find?



Observe a nearby tree through the seasons

- Each time you visit talk about how it has changed.
- Take pictures to document the changes and make comparisons.
- Invite students to create a new drawing during each seasonal visit.



Leaf Comparisons

- Bring in leaves to the classroom or have students collect them outside
- Have students compare different leaves in small groups
 - Which one is larger?
 - Can you arrange them in size order?
 - How do they feel?
 - Which one is the softest? Roughest?
 - What colors do you see?



Follow-up Resources

2nd - 5th grade: how to build upon your visit

Encourage your students to use the clues they learned at Hoyt Arboretum to find their Best Tree Forever (BTF) in schoolyards and neighborhoods. The activities below can help them learn and observe more about their BTF over time.

Build a Tree Journal

Have your students locate their BTF near school. Give them the following prompts to create a nature journal:

- Draw pictures of your BTF from various perspectives: from a distance, from lying underneath it, from standing next to its trunk.
- Write a poem or story about your BTF.
- Each time you visit their BTF, document changes you notice since your last visit - remember to record dates and times!
- Photograph the tree every visit. Compare different photos over time. In what ways has your tree changed and in what ways is it the same?
- Make a label for the tree so others know what it is.

Tree Rings Tell a Story

- Tree stump cross-sections and rings can tell us a lot about what happened to that tree during its life. A skinny ring might mean a drought year, a thick ring might mean a rainy year, and a burn scar might show when a forest fire occurred.
- Invite students to draw a tree cookie the same age as themselves
 - What major events happened in their lives?
 - How can they show those events in the rings?
 - Have them label the events





Hoyt Arboretum Friends

Bringing people and trees together



Learn more and request a field trip at hoytarboretum.org/school-programs

Hoyt Arboretum Visitor Center
4000 SW Fairview Blvd
Portland, OR, 97221

contact information:
youtheducation@hoytarboretum.org
503.218.3674